

A decorative graphic on the left side of the slide consisting of two overlapping parallelograms. The front one is blue and the back one is a light green. They are positioned diagonally, with the blue one partially covering the green one.


How to Change a Tire

By: Jeffery Willis Kegl

What do I Need?

THESE ITEMS SHOULD HAVE COME WITH YOUR VEHICLE!

Manual car jack




Spare tire



Lug wrench



Wheel wedge



Portable tire inflator



Tire gauge



Title



Where you **SHOULD NOT** change a flat tire.

Where you **SHOULD** change a flat tire. Road shoulders recommended.



Title

Loosen the lug nuts:

Remove wheel cover if your vehicle has one.

Use the wrench to turn the lug nuts counterclockwise

Loosen the lug nuts but DO NOT remove them.

Raise the car with the jack, place the jack under the vehicle frame next to the tire that is flat.
Raise the car with the jack until the tire has a 6-inch clearance from the ground. Do NOT go underneath the car while you are changing the tire.



Title

Remove the lug nuts and old tire:

Remove them and place them in a safe place

Grab the flat tire with both hands and pull it towards you until it comes off the vehicle, set the tire aside

Attach the spare and replace lug nuts

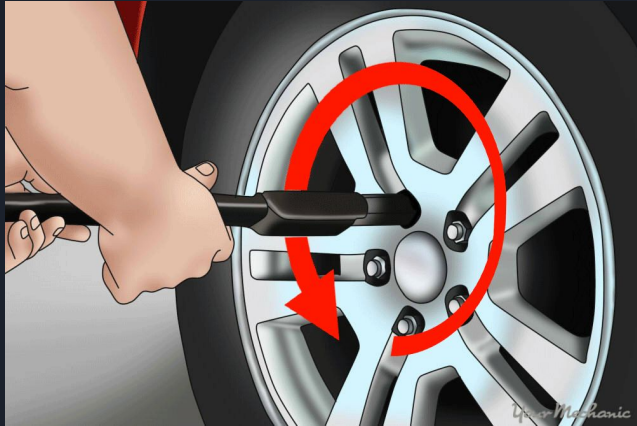
Line up spare tire with wheel bolts and push into place

Place the lugnuts back and turn them clockwise. Tighten them in a star-like pattern (move to the next nut across) to ensure the wheel mounts evenly. Do NOT fully tighten them until the car is on the ground.

Title

Lower the jack so that the spare tire is on the ground but the car is not completely on the ground.

Put tools back and check the tire pressure using the tire gauge. If you do not have a inflator drive to the nearest gas station, then inflate the tire to the recommended air pressure.





Sources:

1. “How to Change a Tire.” The Home Depot, 7 Sept. 2023,
www.homedepot.com/c/ah/how-to-change-a-tire/9ba683603be9fa5395fab908e21cabb.
2. How to Change a Flat Tire in 9 Easy Steps | Allstate, July 2024,
www.allstate.com/resources/car-insurance/how-to-change-a-flat-tire.